

## Stubbin Wood School: Curriculum Projects Cycle

***Our curriculum ensures children learn in a safe environment that allows them to be happy, resilient communicators prepared for their next steps in an ever-changing world.***

*A curriculum to support learners in their individual life paths*

Our curriculum is carefully planned in cycles. Our cycles vary in length according to key-stage.

Key Stage/Year	2025/6 Launch Year!	2026/7	2027/8	2028/9	2029/30
Early Years	A	B	A	B	A
KS1	A	B	A	B	A
KS2	A	B	C	D	A
KS3	A	B	C	A	B









If I am disabled, I have the right to special care and education. (Article 23)


I have the right to an education. (Article 28)

I have the right to an education which develops my personality, talents and abilities. (Article 29)







**UN Convention on the Rights of a Child**


**KS1 CYCLE A**

2025/26 TERM	AUTUMN 1	AUTUMN 2	SPRING 1	SPRING 2	SUMMER 1	SUMMER 2
<b>Theme</b>	<b>Marvellous Machines</b>	<b>Puppets &amp; Pop Ups</b>	<b>Rio de Vida</b>	<b>Ready, Steady Grow</b>	<b>On the Beach</b>	<b>Move It</b>
<b>Identity</b>						
<b>Overview</b>	<ul style="list-style-type: none"> <li>• technology that is part of their daily lives</li> <li>• how machines help us</li> <li>• opportunity to build and create marvellous machines</li> </ul>	<ul style="list-style-type: none"> <li>• explore puppets and pop up books</li> <li>• opportunity to make puppets and use them to tell exciting stories</li> </ul>	<ul style="list-style-type: none"> <li>• knowledge and appreciation of Latin American music, while honing their composition, singing and performance skills</li> <li>• culture and geography of Brazil.</li> </ul>	<ul style="list-style-type: none"> <li>• food and farming</li> <li>• where food comes from</li> <li>• what plants and animals need to grow and survive</li> <li>• what constitutes a healthy lifestyle</li> </ul>	<ul style="list-style-type: none"> <li>• plants and animals that live at the seaside</li> <li>• holidays in the past</li> <li>• importance of keeping safe in the sun</li> </ul>	<ul style="list-style-type: none"> <li>• importance of exercise, sleep and a balanced diet</li> <li>• explores outdoor, summer games and activities</li> </ul>
<b>Area of learning</b>	Understanding the World	Expressive Arts & Design	Music	Understanding the World	Understanding the World	Physical Development
<b>Memorable Experience</b>	Marvellous machines	Puppet shows	Brazilian Carnival Day	Food & Farming	What can you do at the beach?	Sports session

<b>Innovate Challenge</b>	Incredible inventions	Make a puppet	Carnival	Penny Pig's super salad	Seaside packs	My busy body
<b>Specific Linked Subject Projects</b>						
<b>Expressive Arts &amp; Design</b>		Structures & mechanisms within driver project	Carnival Collage lesson within project	Making dough: skills of pinching & kneading within project	Patterns & Printing within project	Malleable materials within project
	Mixing Colours					
<b>Understanding the World</b>	Forces: magnets	Exploring materials	Exploring sounds	Where does food come from?	Classify & identify: who lives on the seashore?	Shadows within driver project

### **KS1 CYCLE B**

2026/27 TERM	AUTUMN 1	AUTUMN 2	SPRING 1	SPRING 2	SUMMER 1	SUMMER 2
<b>Theme</b>	<b>Let's Explore</b>	<b>Build It Up</b>	<b>Long Ago</b>	<b>Stories &amp; Rhymes</b>	<b>Animal Safari</b>	<b>Creep, Crawl &amp; Wriggle</b>
<b>Identity</b>						
<b>Overview</b>	<ul style="list-style-type: none"> <li>environments that they share with others, including their homes, school and</li> </ul>	<ul style="list-style-type: none"> <li>structures and materials</li> <li>gives them the opportunity to work in groups to create</li> </ul>	<ul style="list-style-type: none"> <li>how they have grown and changed since they were babies</li> <li>how life in the past was</li> </ul>	<ul style="list-style-type: none"> <li>traditional stories and rhymes</li> <li>play with words and learn new vocabulary</li> </ul>	<ul style="list-style-type: none"> <li>animals that live around the world</li> <li>how to look after animals</li> <li>the importance of</li> </ul>	<ul style="list-style-type: none"> <li>invertebrates that live in their gardens and local environment</li> </ul>

	places in the local community	collaborative structures.	different from today		caring for our local and global environments	
<b>Area of learning</b>	Understanding the World	Understanding the World	Understanding the World	Literacy	Understanding the World	Understanding the World
<b>Memorable Experience</b>	Let's explore!	Build It up!	Baby visit	Storytellers	Meet the animals	Minibeast safari
<b>Innovate Challenge</b>	Helping Theo	Designing and building shelters	Exploring changes	Nursery rhyme presentation	Greedy Zebra	Making our favourite minibeasts
<b>Specific Linked Subject Projects</b>						
<b>Expressive Arts &amp; Design</b>		Structures within project	Portraits & pictures within project	Wheels & axles within project	Patterns, prints & camouflage within project	Tunnels & shelters within project
	Rain & Sunrays					
<b>Understanding the World</b>	Habitats & minibeasts within driver project	Different types of animals within driver project	My body and what it can do within driver project	Human life cycle within driver project	Materials: naming & sorting within driver project	Seasons within driver project